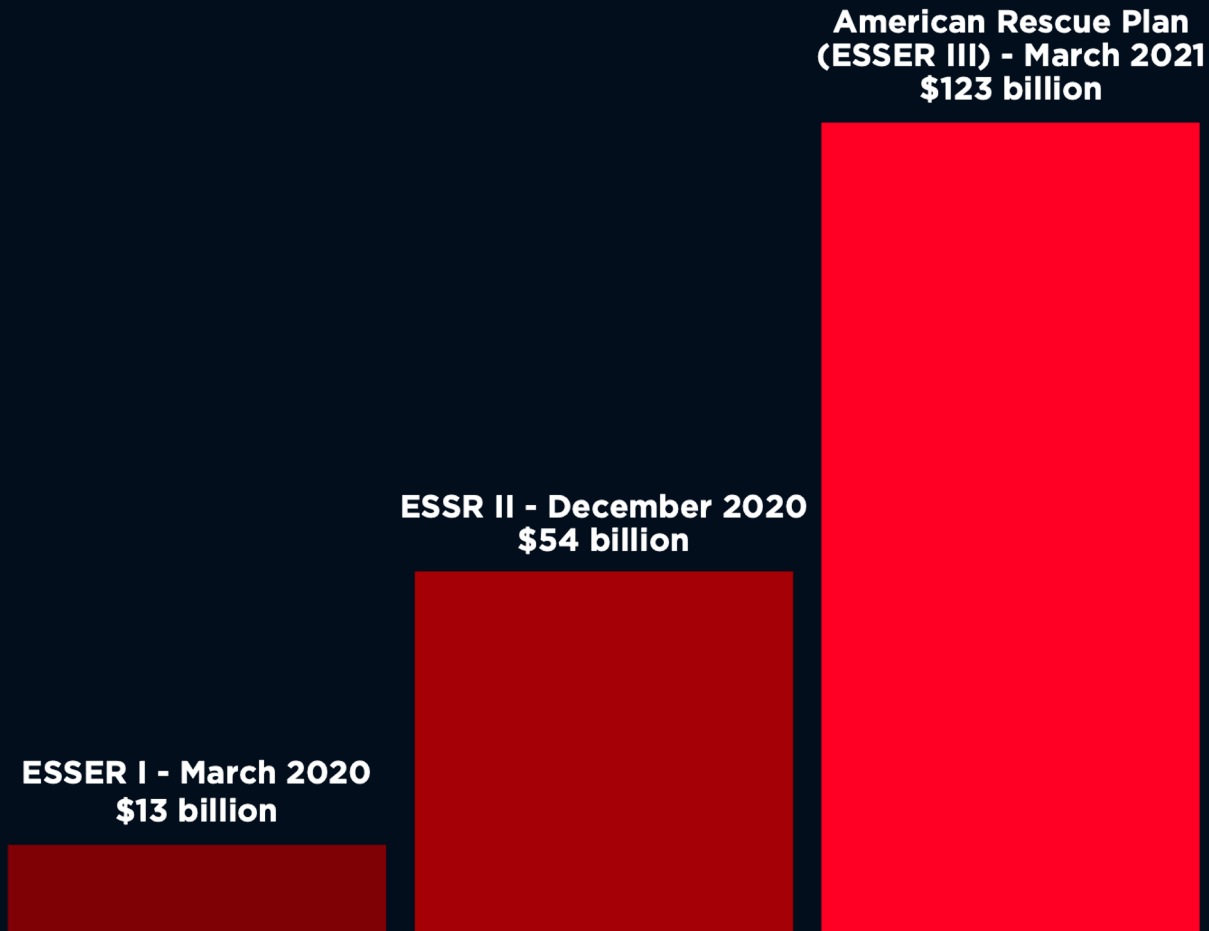


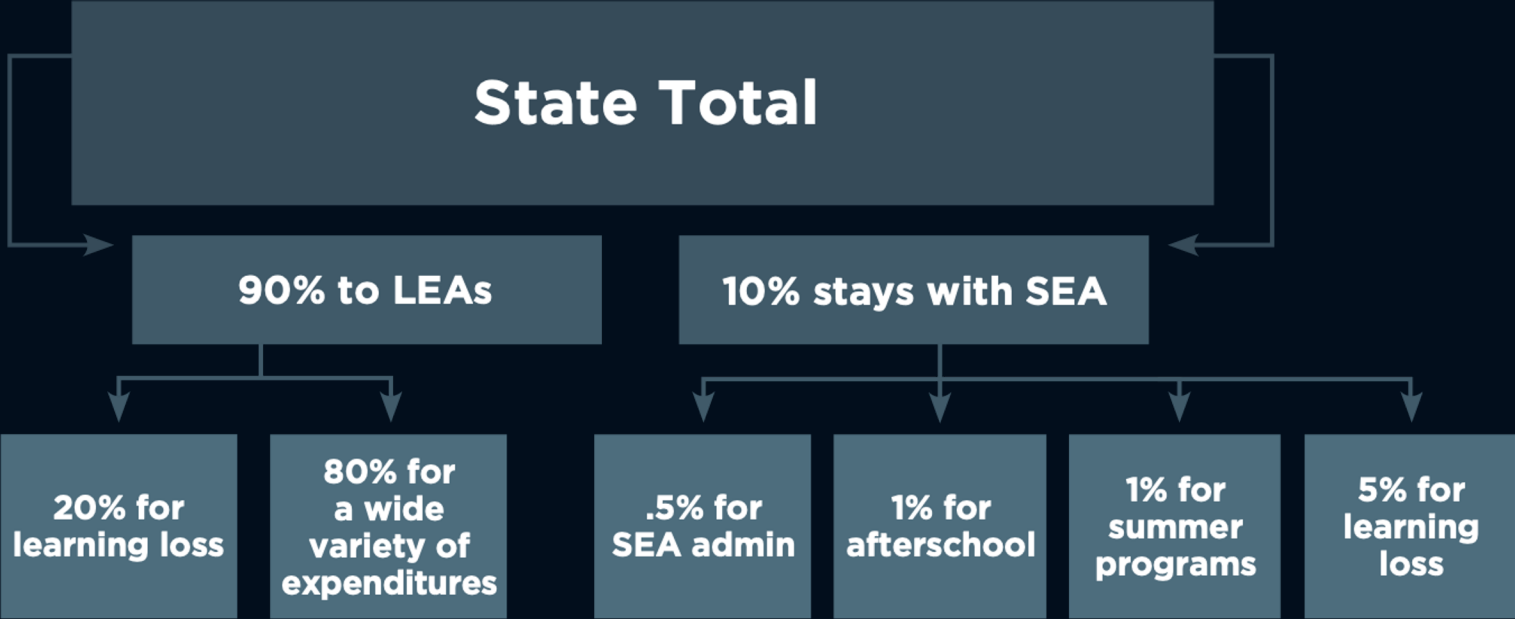


50 CAN

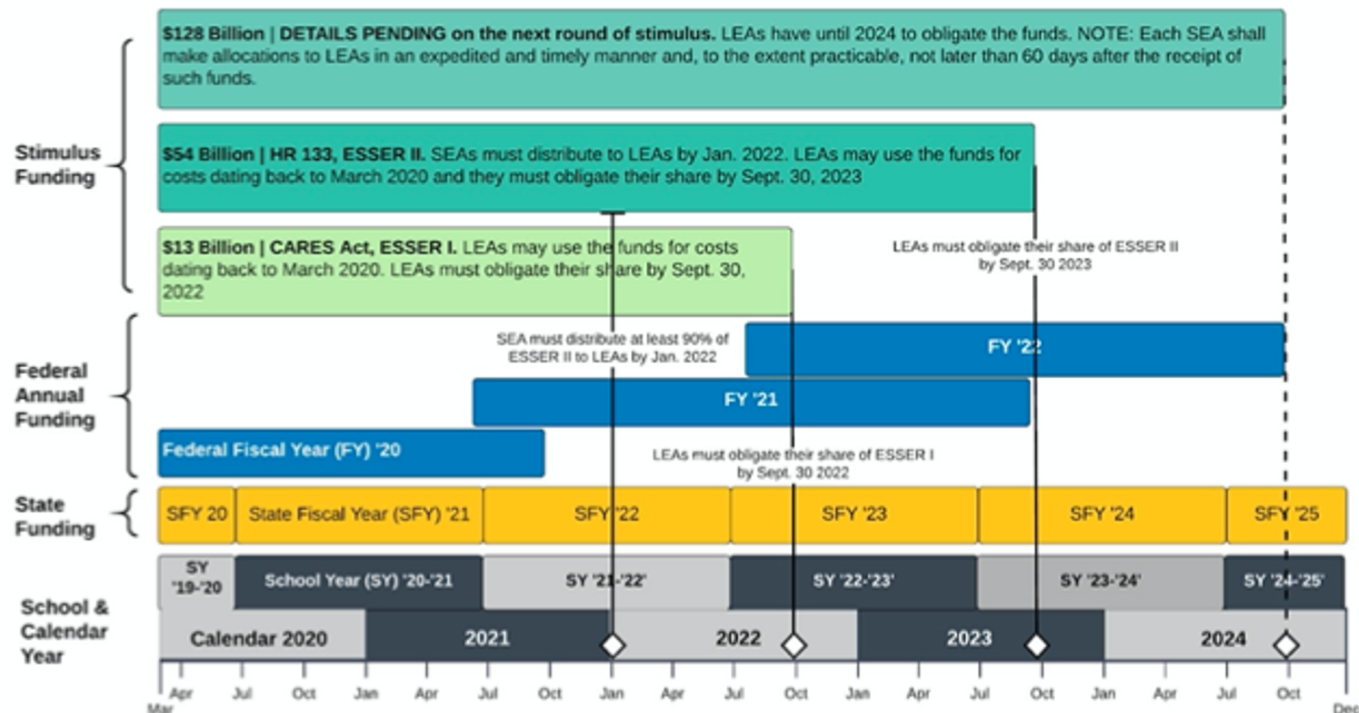
The 50-State Campaign for Achievement Now

Federal Funding Webinar





The chart below depicts the availability of annual state funding, federal funding, and the three stimulus bills over the calendar and school years from last March, when the pandemic began, through the first part of school year 2025.



What does “learning loss” mean?

Not less than 20 percent of such funds to address learning loss through the implementation of evidence-based interventions, such as summer learning or summer enrichment, extended day, comprehensive after school programs, or extended school year programs, and ensure that such interventions respond to students’ academic, social, and emotional needs and address [...]

ARP - State Maintenance of Effort

- In each of FYS 2022 and 2023 the state shall maintain at least at the proportional levels of state support for elementary and secondary education and higher education relative to state's overall spending, averaged over FYs 2017, 2018, and 2019. (The Secretary may waive)

ARP - State Maintenance of Equity

- The SEA shall not, in FY 2022 or 2023, reduce State funding (on a per-pupil basis) for any high-need local educational agency in the State.
- An SEA shall not, in FY 2022 or 2023, reduce State funding (on a per-pupil basis) for any highest poverty LEA below the level (on a per-pupil basis) provided to each such LEA in fiscal year 2019.

LEA Requirements in the ARP:

- An LEA shall not, in FY 2022 or 2023 reduce per-pupil funding (from combined State and local funding) for any high-poverty school served by an amount that exceeds:
 - The total reduction divided by total enrolled OR
 - The total reduction in full-time equivalent staff divided by children enrolled in all schools.
- There are small school exceptions.

Other Funding:

Private Schools

- \$2.7 billion for non-public schools to governors

Special Education

- \$3 billion for IDEA part B

Homeless Students

- \$800 million for homeless students

Principles for Maximizing the Impact of Stimulus Spending

1. Support students, not institutions
2. Give parents and students a voice
3. Transformation through innovation
4. Measure what matters
5. Transparency at all times

American Rescue Plan, March 2021

The Hawaii Department of Education
will receive approximately \$412 million

**State Department of Education
and School District**

\$412 million will go directly to the
State Department of Education and school district,
which is \$2,045 per pupil

\$74.16 million
must be
spent on
learning loss

\$296.64 million
can be spent
on a long list
of activities,
programs, etc.

\$20.6 million
must be
spent on
learning loss

\$2 million for
administration

\$4.12 million
must be
spent on
summer
activities

\$10 million
for IDEA Part
B funding

\$4.12 million
must be
spent on
afterschool

\$10 million
for other
activities

American Rescue Plan, March 2021

The New Jersey Department of Education
will receive approximately \$2.8 billion

School Districts

**State Department
of Education**

\$2.52 billion will go directly
to school districts

\$280 million will stay at the
State Department of Education

For example, Newark
Public Schools will receive
approximately \$290 million,
which is \$7,171 per pupil

\$58 million
must be
spent on
learning loss

\$232 million
can be spent
on a long list
of activities,
programs, etc.

\$140 million
must be
spent on
learning loss

\$14 million for
administration

\$28 million
must be
spent on
summer
activities

\$94 million for
IDEA Part
B funding

\$28 million
must be
spent on
afterschool

\$70 million
for other
activities

American Rescue Plan, March 2021

The New Mexico Department of Education
will receive approximately \$979 million

School Districts

State Department of Education

\$881.1 million will go directly
to school districts

\$97.9 million will stay at the
State Department of Education

For example, Albuquerque
Public Schools will receive
approximately \$275 million,
which is \$3,063 per pupil

\$55 million
must be
spent on
learning loss

\$220 million
can be spent
on a long list
of activities,
programs, etc.

\$48.95 million
must be
spent on
learning loss

\$5 million for
administration

\$9.79 million
must be
spent on
summer
activities

\$24 million
for IDEA Part
B funding

\$9.79 million
must be
spent on
afterschool

\$24 million
for other
activities



50 CAN

The 50-State Campaign for Achievement Now